

9051FzTS
9057FzTS
EXCAVATORS

Engine	YANMAR 4TNV86CT, EU Stage V
Net Power	33.5kW (44.9 hp)
9051FzTS	
Operating Weight	5,180kg (11,420 lbs)
Bucket Capacity	0.14m ³ (0.18 yd ³)
9057FzTS	
Operating Weight	5,570kg (12,280 lbs)
Bucket Capacity	0.16m ³ (0.21 yd ³)





“ THE BEST MACHINES ARE DESIGNED FOR BALANCE, NOT COMPROMISE... ”

YOUR PERFORMANCE DASHBOARD

Research tells us that 6 key performance areas really matter to you. We'd like to use this performance dashboard to present the real, tough facts about our all New 9051FzTs / 9057FzTs.



TOUGHNESS & DURABILITY



POWER & EFFICIENCY



INTELLIGENCE & CONTROL



COMFORT & ERGONOMICS



SAFETY & VISIBILITY



UPTIME & MAINTENANCE

Built for high performance in tight spaces, our new zero tail swing machines match your performance criteria exactly. No compromises, just everything you need. It's not rocket science, it's simply customer focus matched with intelligent design.

CUSTOMER DRIVEN DESIGN...

Our customers don't like compromise, nor do we. That's why we do our homework before we start the design process to really understand how our machines are actually owned and operated.

This insight allows us to perfectly balance, the demands of the machine owner and the machine operator but without compromise.



reddot design award

RED DOT AWARD-WINNING DESIGN

Our UK design team were recently recognized with a prestigious Red Dot Award for our new 4180D motor grader recognising its innovation and excellence in product design.



HERE'S THE BIG PICTURE...

A choice of tough, intelligent, zero tail swing machines, that perform as good as they look.



POWER & EFFICIENCY

- Yanmar super-charged, Stage V engine delivering 35.5kW @ 2400rpm.
- Automatic engine idle and stop function as standard.
- 2 travel speeds with automatic "kickdown" to improve traction.

TWO OPERATOR WORK MODES:



P Mode (Power)

Suitable for heavy load applications and pursuit of high productivity.



E Mode (Economy)

Providing maximum efficiency and fuel consumption savings.



TOUGHNESS & DURABILITY

- NEW** Double side mounted upper rollers for improved strength and durability.
- NEW** Arm and bucket cylinder protection guards.
- Improved cast turret extends service life.
- Fully protected undercarriage.
- Steel braided hydraulic hose protection for maximum durability.



COMFORT & ERGONOMICS

- F-Series cab with ergonomic and intuitive design.
- Superior all-round visibility with line of sight visibility to the front of the tracks.
- Fully adjustable mechanical suspension seat as standard with optional air-suspension seat also available.
- Integrated cab radio with Bluetooth connectivity.
- Foldable foot pedals.
- Front windscreen sunshade.



SAFETY & VISIBILITY

- Zero tail swing radius.
- Enhanced cab front and roof protection.
- Machine start password setting.
- LED work-lights as standard with delay function.
- Amber beacon & seatbelt linked Green beacon fitted as standard.
- Arm and boom load holding valves fitted as standard. Dozer blade load holding valve available as an option.



UPTIME & MAINTENANCE

- Flip-up side opening hood gives easy access to the engine bay.
- Intelligent layout gives technicians room to work in comfort.
- Ground level maintenance and service access.
- Grease gun holder as standard.
- Re-fuelling pump fitted as optional with re-fuelling alarm to prevent spillages.



INTELLIGENCE & CONTROL

- Intuitive operator interfaces & control.
- 5.7" colour LCD display.
- Load sensing hydraulics deliver precise and smooth operation for excellent grading performance.
- Dozer float function as standard.

NOW FOR THE DETAIL...

**“ YOU CAN TRUST IT TO DELIVER
IN THE TIGHTEST SPACES ”**



TOUGHNESS AND DURABILITY
DESIGNED TO WORK HARDER, FOR LONGER



DESIGNED TO WORK HARDER, FOR LONGER...

To build a machine compact machine that can withstand the hardest conditions takes intelligent design, and attention to detail. We know that a machine is only as strong as its weakest point, so every weld, every joint, every component is scrutinized to ensure it passes our rigorous durability tests. **Here's the proof.**



TOUGHNESS AND DURABILITY

1. CAST TURRET SUPPORT

The new, tougher cast turret provides maximum durability and service life of the slew mechanism.

3. TOUGHER UNDERCARRIAGE

Comprehensive design and stringent weld inspection ensures that the undercarriage meets our high quality standards. Thicker panels have also been added to provide further protection.

5. HIGH QUALITY HOSES

Braided steel hose protection ensures the highest levels of protection in the harshest environments.

2. DOUBLE MOUNTED FLANGED UPPER ROLLERS


The upper rollers are supported on both sides to reduce stress and improve toughness. These rollers are also flanged to reduce the likelihood of de-tracking in challenging ground conditions.

4. TOUGHER BOOM AND ARM

Our machines may be tough, but with additional arm and bucket cylinder guards they just got tougher. This ensures suitability for a variety of applications.



PERFORMANCE STATISTICS




TOUGHNESS IS WHAT WE DO...

With over 100,000 excavators already working in the world's toughest environments, you can trust our machines to keep working harder - for longer.





“ WHY CHOOSE BETWEEN POWER AND EFFICIENCY WHEN YOU CAN HAVE BOTH? ”



POWER AND EFFICIENCY
DESIGNED TO MOVE MORE, FOR LESS



DESIGNED TO MOVE MORE, FOR LESS...

There's no need to compromise digging performance to get the highest fuel efficiency because the all New 9051F_{ZTS} and 9057F_{ZTS} gives you both. With greater torque and more power at lower engine speeds, you get the power you want and the fuel efficiency you need.



POWER AND EFFICIENCY

1. MORE REAL POWER

With EFI technology, Yanmar super-charged, Euro V engine delivers 35.5Kw/2400rpm. EFI technology enables the engine to maximize its power output whilst creating less noise and using less fuel.

2. SAVE EVERY DROP OF FUEL

Engine auto idle and auto shutdown makes every single drop of fuel count. Reducing unproductive fuel saves you money and machine hours. These features also reduce work-site noise improving communication and the environment.

3. AUTOMATIC TRAVEL SPEED CHANGE

To improve traction our automatic travel speed function will choose the optimum moment to switch from high to low speed when travel is blocked.

4. MULTI-FUNCTIONING PERFORMANCE

At LiuGong, we understand that you require the ability to use multiple hydraulic services at the same time. We have optimized multi-functioning performance to maximise ease of use and enable you to work efficiently with demanding attachments.


5. BUCKET TOUCHING BULLDOZER

Standard with arm, bucket can touch with the blade of bulldozer to achieve quick cleaning of ground debris.



PERFORMANCE STATISTICS

9057F_{ZTS} VS 9051F_{ZTS}



WHY COMPROMISE?

The all new ZTS models let you do more, for less cost, and with less environmental impact, don't settle for anything less.



**“ TOUGH MACHINES CAN
BE INTELLIGENT TOO ”**



**INTELLIGENCE AND CONTROL
DESIGNED TO WORK SMARTER**



DESIGNED TO WORK SMARTER

Smart operators choose smart machines because they know their job is tough enough. When it comes to intelligence and control the all New ZTS models may surprise you as they're packed with smart features to make life easier.



INTELLIGENCE AND CONTROL

1. CHOOSE YOUR MODE

With a choice of 2 Integrated Work Modes (Power Mode & Economy Mode), each designed to match the engine speed, pump flow and system pressure to your chosen application. It's easy to find the perfect balance of performance and economy.

3. USE OUR BRAINS

With a suite of Smart functions at your fingertips you can control your attachment properties from the comfort of your cab. It's easy:

- Adjustable flow control
- 8 attachment settings

5. INTELLIGENT OPERATOR INTERFACE


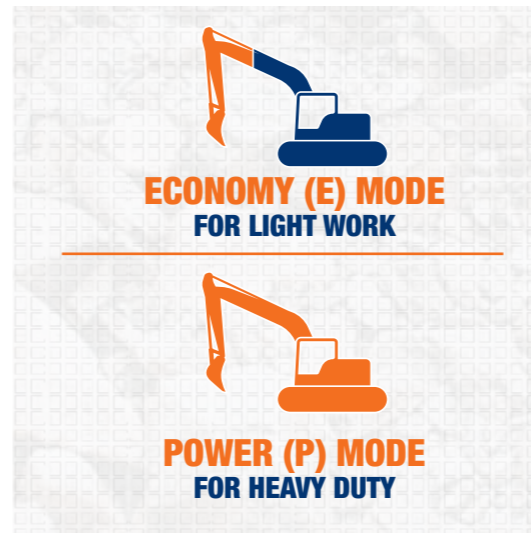
With a 5.7inch colour touchscreen display and intuitive menu selection, we've made it simple to switch working modes, adjust flow rates and access the machine's intelligent functions.

2. ELECTRO-HYDRAULIC CONTROL

To a professional operator, control is everything. Load sensing hydraulics, equipped with pressure compensated valves deliver precise, smooth and powerful operation no matter what attachments, and with excellent grading performance. Finger-tip control from the Electro proportional joystick delivers precise and sensitive control of all your attachments from the start, to the end of the job.

4. DOZER FLOAT FUNCTION

When dozer float is activated, the dozer blade will automatically follow the contours of the ground. This functionality enables operators to perform fine grading and clean-up activities with maximum ease and control.



SMART IDEAS IN ACTION

The all New ZTS models have the perfect balance of toughness and intelligence designed to keep you in control.

PERFORMANCE STATISTICS

1. **x8** ATTACHMENT SETTINGS

2. **x2**

MODEL PERFORMANCE OPTIONS

3. **x2**

DEDICATED WORK MODES

4.

x6

HEATING AND AIR CONDITIONING, 6 AIR CONDITIONING VENTS

“ TOUGH DAYS GO FASTER WHEN YOU’RE WORKING IN COMFORT ”



COMFORT AND ERGONOMICS
DESIGNED AROUND THE OPERATOR



DESIGNED AROUND THE OPERATOR

Climb into the spacious cab and you'll know that it has been designed by a team that really knows what it is like to be an operator. Talking, listening and observing operators, our design team spend almost as much time in the cab as they do with the CAD. The result? One of the most ergonomic and comfortable cabs you can get.



COMFORT AND ERGONOMICS

1. PERFECT CONTROL

From the ergonomically positioned non-slip pedals to the multi-functional joysticks, the cab interior represents a masterclass in design.

2. INTUITIVE INTERFACE

Every action and movement requires the minimum of effort from the operator. We've designed the operator interface to be even more intuitive and easy to use.

3. YOUR CHOICE OF SEAT

Every operator is different, so we offer a range of seats and joystick configurations to suit everyone.

- ✔ Mechanical suspension standard seat.
- ✔ Air suspension seat available as an option.

4. MAKE IT YOUR PLACE

We never forget that a machine is not just a tool, it's your place for many hours a day (and night). So, we've remembered all the little things that make it feel like home.


- ✔ Large storage box and rack drinks holder.
- ✔ Phone holder with 12V charging, USB and AUX ports.

5. IT'S SO QUIET

The cab is packed with comfort-enhancing technology; the NVH design & CAE analysis reduces wind resistance and noise. The result, the calmest and quietest operator experience possible at only 74 dB internal noise.

PERFECTLY MATCHED TO YOU

The all New ZTS models gives you the operating environment you would design for yourself.



TICKS ALL THE RIGHT BOXES

- ✔ INTUITIVE LCD OPERATOR CONSOLE
- ✔ INTELLIGENT CENTRALIZED CONTROL

- ✔ INTELLIGENT CENTRALIZED CONTROL
- ✔ ADVANCED AIR-CON AND TEMPERATURE CONTROL

- ✔ OPTIMAL VISIBILITY
- ✔ HIGH COMFORT, FULLY ADJUSTABLE SEAT

- ✔ CUSTOMIZABLE OPERATORS ARMRESTS
- ✔ LOW NOISE AND LOW VIBRATION

**“ WE CONSTANTLY ASK... HOW CAN WE
MAKE OUR MACHINES EVEN SAFER ”**



SAFETY AND VISIBILITY

DESIGNED TO PROTECT



SAFER ALL-ROUND ACCESS

Being protected in the cab is important, but accident research shows us that most accidents occur outside of the machine. We've taken the challenge to make our machines even safer to be around.



SAFETY AND VISIBILITY

1. MORE PROTECTION WHERE YOU NEED IT

The driver protection system delivers even greater protection to the front and top of the cab and protects the operator from falling rocks and debris.

3. EMERGENCY STOP

The operator control isolator lever is fitted as standard. A lockable isolator switch is also fitted in the service bay for improved safety.

5. BE SAFE. BE SEEN

- Standard LED work-lights provide excellent visibility in low light conditions.
- Amber beacon & seat-belt linked Green beacon fitted as standard.

2. SAFER AND MORE VERSATILE

With zero tail swing (ZTS), our 5T range can work in confined spaces. This design significantly reduces the likelihood of collisions making for a safer working environment.

4. SAFER MAINTENANCE ACCESS


No need to climb on the machine, all the daily maintenance points, including the oil level check point are easily accessible from the ground.

6. NO BLIND SPOTS

The design of the cab provides maximum direct line of sight visibility for the operator.

7. PASSWORD PROTECTION

To prevent unauthorized usage, machine start-up can be password protected.



YOUR SAFETY - OUR PRIORITY



LED WORK-LIGHT DELAY OFF TO MAXIMISE SAFETY



TRAVELLING ALARM & ROTATING WARNING LIGHT



OPTIONAL OIL CYLINDER LOAD HOLDING VALVE



“ CAN DAILY MAINTENANCE REALLY BE AS SIMPLE AS THIS? ”



UPTIME AND MAINTENANCE

DESIGNED TO BE EASY TO SERVICE AND MAINTAIN



EASY TO OWN AND EASY TO MAINTAIN

We understand that when your machine's not working, it's not earning. To maximize your productive hours, we've made the All New ZTS models even easier to maintain, helping you make every productive second count.



MAINTENANCE AND UPTIME

1. MAINTENANCE FRIENDLY DESIGN

Our re-designed air filter with large ash capacity now has a 1000-hour maintenance cycle – that's one less job to think about.

3. MINIMUM DOWNTIME

With easy access to A/C refill points, radiator and wash bottle, valve chest, battery and hydraulic tank, we've made it even easier to keep your machine in top condition.

5. EASE OF MAINTENANCE

The fully opening rear and side hoods make service and maintenance access easy. The new component layout creates extra space for technicians to work and includes a grease gun holder for extra convenience. In the cab, a flip seat gives easy access to components beneath.

7. NO SPILLAGE REFUELLING

Electric refuelling pump with auto-stop function to reduce the risk of spillage.

9. FULLY OPEN HOOD

Fully opening rear and side hood with all key maintenance parts visible.

11. LARGE VOLUME FUEL TANK & HIGH LEVEL REMINDER

Offering a large 63L external fuel port diesel tank and 100% matching operator refuelling, our machine provides efficient and convenient refuelling to the operator. Simply press the refuelling reminder button to clearly display the current fuel level, and throughout the refuelling process, the beeping reminder frequency will increase to indicate nearing completion, avoiding fuel overflow and spillages in the worksite or surrounding environment.

2. INTEGRATED TOOL BOX

The new design features a handy tool storage facility ideal for storing tools, lifting equipment and grease cartridges.

4. HIGH VOLUME FUEL TANK

Fitted with a large 63L fuel tank complete with an "overfill" refuelling alarm, it's easy to avoid wasteful spillages.

6. NO RISK - LOW LEVEL ACCESS

Convenience and safety should never be compromised.

The easy to access optional re-fuelling pump is safely stowed behind the bay door. All filters are located close to the bay doors for safe access and efficient replacement.

8. NEGATIVE SWITCH BATTERY

Right side cover opens for one-stop maintenance, both battery and negative switch are located on the front side of the main valve for easy access.

10. FLIP SEAT

Easily flip the seat with the pull of an under-seat pin for easy and convenient maintenance of the pipes underneath.



“ WORLD-CLASS PERFORMANCE DELIVERED BY TOP-TIER COMPONENTS ”



SPECIFICATIONS
TIME FOR THE DETAIL



SPECIFICATIONS 9051FzTs



Operating weight 5,180 kg (11,420 lbs)

Operating weight includes coolant, lubricants, full fuel tank, cab, standard shoes, boom, arm, bucket and operator 75 kg.

Bucket capacity 0.14 m³ (0.18 yd³)

ENGINE

Description

4-cylinder straight four strokes, Turbo and common rail

Emission rating	EPA Tier 4F / EU Stage V
Engine manufacturer	Yanmar
Engine model	4TNV86CT-PLY
Aspiration	Turbo
Cooling fan drive	Direct
Displacement	2.09 L (0.55 gal)
Rated speed	2,200 rpm
Engine output - net	33.5 kW (44.9 hp)
Engine output - gross	35.5 kW (47.6 hp)
Maximum torque	162.3-176.6 N·m (119.7-130.3 lbf·ft) @1,560 rpm
Bore x Stroke	86 x 90 mm (3.4" x 3.5")

UNDERCARRIAGE

Track shoe pitches	74
Shoe width, triple grouser	400 mm (16")
Bottom rollers each side	4
Top rollers each side	1

SWING SYSTEM

Description

Planetary gear reduction driven by high torque axial piston motor, with oil disk brake. Swing parking brake resets within five seconds after swing pilot controls return to neutral.

Swing speed 9.6 rpm

Swing torque 12,500 N·m (9,220 lbf·ft)

HYDRAULIC SYSTEM

Main pump

Type	Load-sensing variable pump
Maximum flow	149.6 L/min (40 gal/min)

Relief valve setting

Implement	27.4 MPa (3,974 psi)
Travel circuit	26 MPa (3,771 psi)
Slew circuit	20.6 MPa (2,988 psi)
Pilot circuit	3.5 MPa (508 psi)

Hydraulic cylinders

Boom cylinder – Bore x Stroke	φ90 x 649 mm (φ3.5" x 2'2")
Arm cylinder – Bore x Stroke	φ80 x 673 mm (φ3.2" x 2'3")
Bucket cylinder – Bore x Stroke	φ70 x 589 mm (φ2.8" x 1'11")

ELECTRIC SYSTEM

System voltage	12 V
Batteries	12V, 93AH, 750CCA
Alternator	12 V-80 A
Start motor	12 V-2.3 kW (3.1 hp)

SERVICE CAPACITIES

Fuel tank	67 L (17.7 gal)
Engine oil	6.3 L (1.7 gal)
Cooling system	14 L (3.7 gal)
Hydraulic reservoir	54.3 L (14.3 gal)
Hydraulic system total	61 L (16.1 gal)

SOUND PERFORMANCE

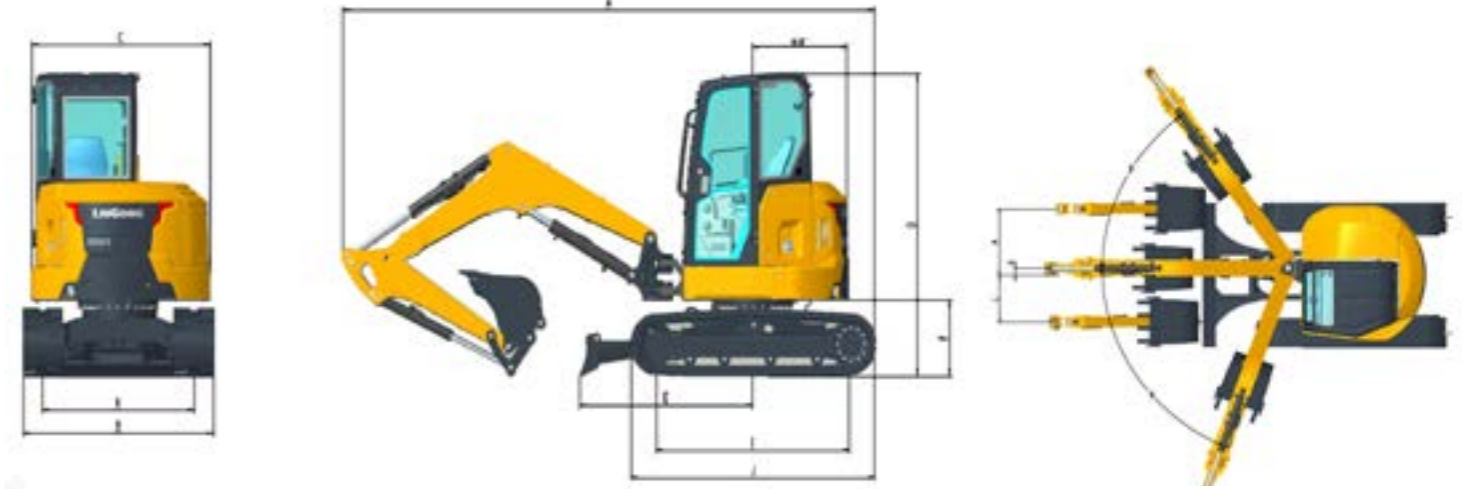
Interior sound power level (ISO 6396)	74 dB(A)
Exterior sound power level (ISO 6395)	96 dB(A)

DRIVE AND BRAKES

Description

Steering controlled by two hand levers with pedals.

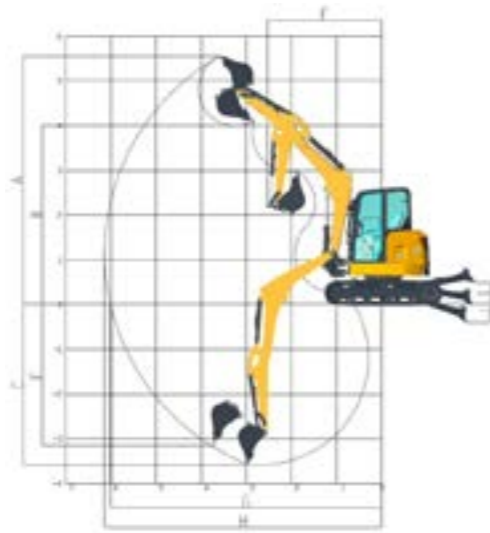
Max. travel speed	High: 4.2 km/h (2.6 mph) Low: 2.4 km/h (1.5 mph)
Gradeability	30%/58%
Max. drawbar pull	60



DIMENSIONS

Boom	2,700 mm (8'10")
Arm Options	1,450 mm (4'9")
A.Shipping Length	5,510 mm (18'1")
B.Undercarriage Width – 400mm (16") Shoes	1,960 mm (6'5")
C.Overall Width of Upper Structure	1,904 mm (6'3")
D.Shipping Height – Top of Boom	2,550 mm (8'4")
E.Distance from Dozer to Swing	2,060 mm (6'9")
F.Counterweight Ground Clearance	631 mm (2'1")
H.Tail Swing Radius	990 mm (3'3")
I.Length to Center of Rollers	1,990 mm (6'6")
J.Track Length	2,495 mm (8'2")
K.Track Gauge	1,560 mm (5'1")
L.Distance Between the Working Device and Swing Center--Right	684 mm (2'3")
M.Distance Between the Working Device and Swing Center--Left	876 mm (2'10")
N.Distance from Implement to Swing Center	93.5 mm (4")
α.Maximum Boom Swing Angle to the Left	55°
β.Maximum Boom Swing Angle to the Right	70°
Track Shoe Width	400 mm (1'4")
Overall Height of Cab	1,634 mm (5'4")
Min. Ground Clearance	297 mm (12")

SPECIFICATIONS 9051FzTs



WORKING RANGE

A.Max. Cutting Height	5,423 mm (19'2")
B.Max. Dumping Height	3,880 mm (18'11")
C.Max. Digging Depth	3,450 mm (11'4")
E.Max. Vertical Wall Digging Depth	2,510 mm (8'3")
F. Min. Front Swing Radius	2,624 mm (8'7")
G.Max. Digging Reach on Ground	5,765 mm (18'11")
H.Max. Digging Reach	5,850 mm (19'2")
I.Lift above Ground	694 mm (2'3")
J.Depth below Ground	409 mm (1'4")
Max. Digging Depth, 2.44 m (8') Level	2,484 mm (8'2")
Bucket Digging Force (ISO)	37 kN (8,318 lbf)
Arm Digging Force (ISO)	25 kN (5,620 lbf)
Bucket Capacity	0.14 m ³ (0.18 yd ³)
Bucket Tip Radius	715 mm (2'4")

BOOM DIMENSIONS

Boom	2,700 mm (8'10")
Length	2,835 mm (9'4")
Height	980 mm (3'3")
Width	245 mm (10")
Weight	310.6 kg (685 lbs)

Includes arm cylinder, piping and pin, excludes boom cylinder pin.

ARM DIMENSIONS

Arm	1,450 mm (4'9")
Length	1,928 mm (6'4")
Height	469 mm (1'6")
Width	168 mm (7")
Weight	175.2 kg (386 lbs)

Includes bucket cylinder, linkage and pin.

MACHINE WEIGHTS AND GROUND PRESSURE

Shoe width	Operating weight	Ground pressure	Overall width
	2,700 mm (8'10") boom, 1,450 mm (4'9") arm, 0.14 m ³ (0.18 yd ³) bucket, 290 kg (639 lbs) counterweight		
400 mm (16")	5,180 kg (11,420 lbs)	28.4 kPa (4.1 psi)	1,960 mm (6'5")

BUCKET SELECTION GUIDE

Bucket Type	Capacity	Cutting Width	Weight	Teeth pcs	2,700 mm (8'10") Boom 1,450 mm (4'9") Arm
General Purpose	0.06 m ³ (0.08 yd ³)	300 mm (12")	84 kg (185 lbs)	2	A/B
	0.08 m ³ (0.1 yd ³)	400 mm (16")	93 kg (205 lbs)	3	A/B
	0.1 m ³ (0.13 yd ³)	455 mm (18")	100 kg (220 lbs)	3	A/B
	0.14 m ³ (0.18 yd ³)	600 mm (1'12")	121 kg (267 lbs)	4	A/B
	0.2 m ³ (0.26 yd ³)	910 mm (2'12")	205 kg (452 lbs)	0	A/B
	0.26 m ³ (0.34 yd ³)	1,220 mm (4'0")	230 kg (507 lbs)	0	A/B

The recommendations are given as a guide only, based on typical operation conditions. Bucket capacity based on ISO 7451, heaped material with a 1:1 angle of repose.

Maximum material density:

- A. 1,200-1,300 kg/m³ (2,023-2,191 lbs/yd³) : Coal, Caliche, Shale
- B. 1,400-1,600 kg/m³ (2,360-2,697 lbs/yd³) : Wet earth and clay, limestone, sandstone
- C. 1,700-1,800 kg/m³ (2,865-3,034 lbs/yd³) : Granite, wet sand, well blasted rock
- D. 1,900 kg/m³ (3,203 lbs/yd³) : Wet mud, Iron ore
- NA. Not applicable

SPECIFICATIONS 9051FzTs



Lifting capacity at the arm end without bucket.
For lifting capacity including bucket, weight of the bucket or the bucket with quick coupler must be deducted from the lifting capacities.
Lifting capacities are based on the machine standing on a firm, uniform supporting surface.



Rating over-front (Cf)



Rating over-side (Cs)

- Do not attempt to lift or hold any load that is greater than these rated values at their specified load radius and height. Weight of all accessories must be deducted from the above lifting capacities.
- The rated loads are in compliance with ISO 10567 Hydraulic Excavator Lift Capacity Rating Standard. They do not exceed 87% of hydraulic lifting capacity or 75% tipping load.
- Ratings at bucket lift hook.

- Lifting capacities are based on machine standing on level, firm and uniform ground.
- *Indicates the load is limited by hydraulic capacity rather than tipping capacity.
- Operator should be fully acquainted with the Operator's and Maintenance Instructions before operating this machine and rules for the safe operation of equipment should be adhered to at all times.

Lifting capacity at the arm end without bucket.
For lifting capacity including bucket, weight of the bucket or the bucket with quick coupler must be deducted from the lifting capacities.
Lifting capacities are based on the machine standing on a firm, uniform supporting surface.



Rating over-front (Cf)



Rating over-side (Cs)

- Do not attempt to lift or hold any load that is greater than these rated values at their specified load radius and height. Weight of all accessories must be deducted from the above lifting capacities.
- The rated loads are in compliance with ISO 10567 Hydraulic Excavator Lift Capacity Rating Standard. They do not exceed 87% of hydraulic lifting capacity or 75% tipping load.
- Ratings at bucket lift hook.

- Lifting capacities are based on machine standing on level, firm and uniform ground.
- *Indicates the load is limited by hydraulic capacity rather than tipping capacity.
- Operator should be fully acquainted with the Operator's and Maintenance Instructions before operating this machine and rules for the safe operation of equipment should be adhered to at all times.

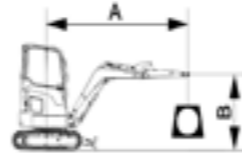
LIFTING CAPACITY (METRIC)

9051FzTs with 400 mm Shoes, 2,700 mm Boom, 1,450 mm Arm

A: Reach from swing center
B: Bucket hook height
C: Lifting capacity
Cf: Rating over front
Cs: Rating over side

Conditions

Boom length: 2,700 mm
Arm length: 1,450 mm
Bucket: None
Shoes: 400 mm
Unit: kg



Blade Down

A (Unit: m)

B (m)		2.0		3.0		4.0		MAX REACH		A (m)
		Cf	Cs	Cf	Cs	Cf	Cs	Cf	Cs	
3.0	kg					1,406	926	1,436	876	4.2
2.0	kg		1,626	1,356	1,476	916	1,446	726		4.8
1.0	kg		2,356	1,256	1,716	886	1,386	676		5.0
GROUND LEVEL	kg		2,936	1,186	1,956	846	1,536	666		5.0
-1.0	kg	2,296	2,066	2,996	1,166	2,026	836	1,596	696	4.8

Blade Up

A (Unit: m)

B (m)		2.0		3.0		4.0		MAX REACH		A (m)
		Cf	Cs	Cf	Cs	Cf	Cs	Cf	Cs	
3.0	kg					1,266	926	1,206	876	4.2
2.0	kg		1,626	1,356	1,256	916	996	726		4.8
1.0	kg		1,806	1,256	1,226	886	916	676		5.0
GROUND LEVEL	kg		1,726	1,186	1,186	846	906	666		5.0
-1.0	kg	2,296	2,066	1,696	1,166	1,166	836	956	696	4.8

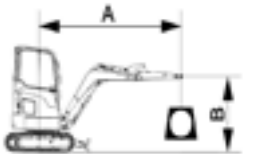
LIFTING CAPACITY (METRIC)

9051FzTs with 16" Shoes, 8'10" Boom, 4'9" Arm

A: Reach from swing center
B: Bucket hook height
C: Lifting capacity
Cf: Rating over front
Cs: Rating over side

Conditions

Boom length: 8'10"
Arm length: 4'9"
Bucket: None
Shoes: 16"
Unit: kg



Blade Down

A (Unit: ft)

B (ft)		6.5		10		13.1		MAX REACH		A (ft)
		Cf	Cs	Cf	Cs	Cf	Cs	Cf	Cs	
10	lbs					3,093	2,037	3,159	1,927	13.8
6.6	lbs		3,577	2,983	3,247	2,015	3,181	1,597		15.8
3.3	lbs		5,183	2,763	3,775	1,949	3,049	1,487		16.4
GROUND LEVEL	lbs		6,459	2,609	4,303	1,861	3,379	1,465		16.4
-3.3	lbs	5,051	4,545	6,591	2,565	4,457	1,839	3,511	1,531	15.8

Blade Up

A (Unit: ft)

B (ft)		6.5		10		13.1		MAX REACH		A (ft)
		Cf	Cs	Cf	Cs	Cf	Cs	Cf	Cs	
10	lbs					2,785	2,037	2,653	1,927	13.8
6.6	lbs		3,577	2,983	2,763	2,015	2,191	1,597		15.8
3.3	lbs		3,973	2,763	2,697	1,949	2,015	1,487		16.4
GROUND LEVEL	lbs		3,797	2,609	2,609	1,861	1,993	1,465		16.4
-3.3	lbs	5,051	4,545	3,731	2,565	2,565	1,839	2,103	1,531	15.8

SPECIFICATIONS 9057FzTs



Operating weight 5,570 kg (12,280 lbs)

Operating weight includes coolant, lubricants, full fuel tank, cab, standard shoes, boom, arm, bucket and operator 75 kg.

Bucket capacity 0.16 m³ (0.21 yd³)

ENGINE

Description

4-cylinder straight four strokes, Turbo and common rail

Emission rating	EPA Tier 4F / EU Stage V
Engine manufacturer	Yanmar
Engine model	4TNV86CT-PLY
Aspiration	Turbo
Cooling fan drive	Direct
Displacement	2.09 L (0.55 gal)
Rated speed	2,200 rpm
Engine output - net	33.5 kW (44.9 hp)
Engine output - gross	35.5 kW (47.6 hp)
Maximum torque	162.4-176.6 N·m (120-130.3 lbf·ft) @1,560 rpm
Bore × Stroke	86 × 90 mm (3.4" × 3.5")

UNDERCARRIAGE

Track shoe pitches	74
Shoe width, triple grouser	400 mm (16")
Bottom rollers each side	5
Top rollers each side	1

SWING SYSTEM

Description

Planetary gear reduction driven by high torque axial piston motor, with oil disk brake. Swing parking brake resets within five seconds after swing pilot controls return to neutral.

Swing speed 9.6 rpm

Swing torque 13,000 N·m (9,588 lbf·ft)

HYDRAULIC SYSTEM

Main pump

Type	Load-sensing variable pump
Maximum flow	149.6 L/min (40 gal/min)

Relief valve setting

Implement	27.4 MPa (3,974 psi)
Travel circuit	26 MPa (3,771 psi)
Slew circuit	20.6 MPa (2,988 psi)
Pilot circuit	3.5 MPa (508 psi)

Hydraulic cylinders

Boom cylinder – Bore × Stroke	φ95 × 640 mm (φ3.7" × 2'1")
Arm cylinder – Bore × Stroke	φ85 × 691 mm (φ3.4" × 2'3")
Bucket cylinder – Bore × Stroke	φ75 × 589 mm (φ3" × 1'11")

ELECTRIC SYSTEM

System voltage	12 V
Batteries	12V, 93AH, 750CCA
Alternator	12 V-80 A
Start motor	12 V-2.3 kW (3.1 hp)

SERVICE CAPACITIES

Fuel tank	67 L (17.7 gal)
Engine oil	6.3 L (1.7 gal)
Cooling system	14 L (3.7 gal)
Hydraulic reservoir	54.3 L (14.3 gal)
Hydraulic system total	61 L (16.1 gal)

SOUND PERFORMANCE

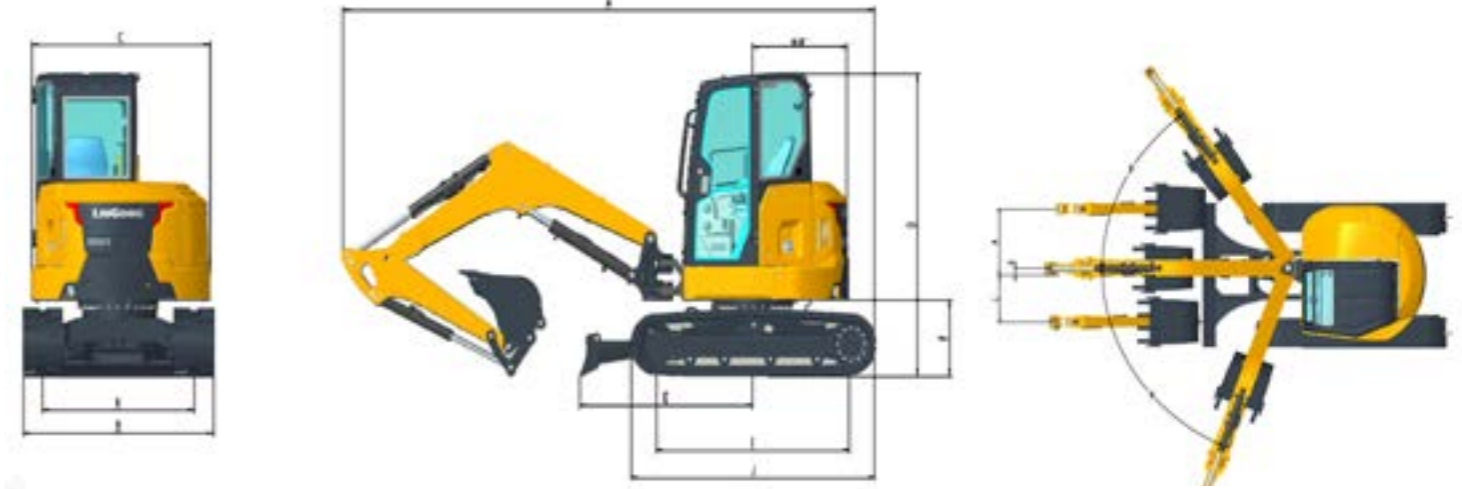
Interior sound power level (ISO 6396)	74 dB(A)
Exterior sound power level (ISO 6395)	96 dB(A)

DRIVE AND BRAKES

Description

Steering controlled by two hand levers with pedals.

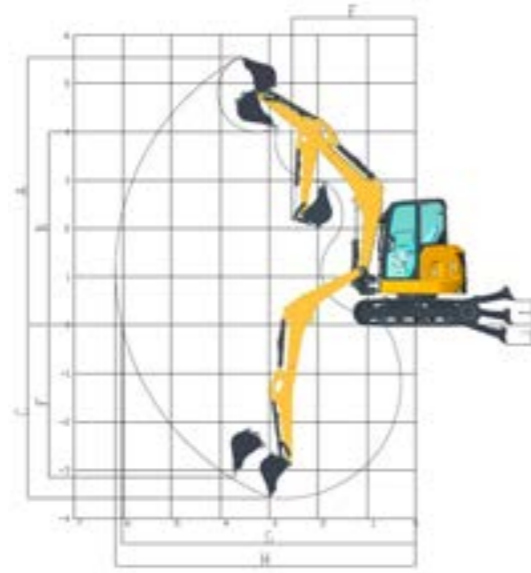
Max. travel speed	High: 4.2 km/h (2.6 mph) Low: 2.4 km/h (1.5 mph)
Gradeability	30%/58%
Max. drawbar pull	60



DIMENSIONS

Boom	2,850 mm (9'4")
Arm Options	1,570 mm (5'2")
A.Shipping Length	5,650 mm (18'6")
B.Undercarriage Width – 400mm (16") Shoes	1,960 mm (6'5")
C.Overall Width of Upper Structure	1,904 mm (6'3")
D.Shipping Height – Top of Boom	2,550 mm (8'4")
E.Distance from Dozer to Swing	2,060 mm (6'9")
F.Counterweight Ground Clearance	631 mm (2'1")
H.Tail Swing Radius	1,045 mm (3'5")
I.Length to Center of Rollers	1,990 mm (6'6")
J.Track Length	2,505 mm (8'3")
K.Track Gauge	1,560 mm (5'1")
L.Distance Between the Working Device and Swing Center--Right	684 mm (2'3")
M.Distance Between the Working Device and Swing Center--Left	876 mm (2'10")
N.Distance from Implement to Swing Center	93.5 mm (4")
α.Maximum Boom Swing Angle to the Left	55°
β.Maximum Boom Swing Angle to the Right	70°
Track Shoe Width	400 mm (1'4")
Overall Height of Cab	1,634 mm (5'4")
Min. Ground Clearance	297 mm (12")

SPECIFICATIONS 9057F_{ZTs}



WORKING RANGE	
A.Max. Cutting Height	5,571 mm (18'3")
B.Max. Dumping Height	4,000 mm (13'1")
C.Max. Digging Depth	3,630 mm (11'11")
E.Max. Vertical Wall Digging Depth	2,800 mm (9'2")
F. Min. Front Swing Radius	2,558 mm (8'5")
G.Max. Digging Reach on Ground	6,040 mm (19'10")
H.Max. Digging Reach	6,105 mm (20'0")
I.Lift above Ground	694 mm (2'3")
J.Depth below Ground	409 mm (1'4")
Max. Digging Depth, 2.44 m (8') Level	2,756 mm (9'1")
Bucket Digging Force (ISO)	44 kN (9,892 lbf)
Arm Digging Force (ISO)	27 kN (6,070 lbf)
Bucket Capacity	0.16 m ³ (0.21 yd ³)
Bucket Tip Radius	688 mm (2'3")

BOOM DIMENSIONS	
Boom	2,850 mm (9'4")
Length	2,985 mm (9'10")
Height	1,022 mm (3'4")
Width	245 mm (10")
Weight	322.7 kg (711 lbs)

Includes arm cylinder, piping and pin, excludes boom cylinder pin.

ARM DIMENSIONS		
Arm	1,570 mm (5'2")	1,820 mm (5'12")
Length	2,048 mm (6'9")	2,290 mm (7'6")
Height	563 mm (1'10")	580 mm (1'11")
Width	168 mm (7")	168 mm (7")
Weight	191.2 kg (422 lbs)	210.6 kg (464 lbs)

Includes bucket cylinder, linkage and pin.

DOZER DIMENSIONS		
	Normal Dozer	Angle Dozer
Length	1,638 mm (5'4")	1,572 mm (5'2")
Height	330 mm (1'1")	420 mm (1'5")
Width	1,960 mm (6'5")	1,960 mm (6'5")
Weight	247 kg (545 lbs)	448 kg (988 lbs)

Includes cylinder and pin.

MACHINE WEIGHTS AND GROUND PRESSURE			
Shoe width	Operating weight	Ground pressure	Overall width
	2,850 mm (9'4") boom, 1,570 mm (5'2") arm, 0.16 m ³ (0.21 yd ³) bucket, 700 kg (1,543 lbs) counterweight		
400 mm (16")	5,570 kg (12,280 lbs)	31.7 kPa (4.6 psi)	1,960 mm (6'5")

BUCKET SELECTION GUIDE					
Bucket Type	Capacity	Cutting Width	Weight	Teeth pcs	2,850 mm (9'4") Boom 1,570 mm (5'2") Arm
General Purpose	0.06 m ³ (0.08 yd ³)	300 mm (12")	84 kg (185 lbs)	2	A/B
	0.08 m ³ (0.1 yd ³)	400 mm (16")	93 kg (205 lbs)	3	A/B
	0.1 m ³ (0.13 yd ³)	455 mm (1'6")	100 kg (220 lbs)	3	A/B
	0.16 m ³ (0.21 yd ³)	625 mm (2'1")	126 kg (278 lbs)	4	A/B
	0.2 m ³ (0.26 yd ³)	910 mm (2'12")	205 kg (452 lbs)	0	A/B
	0.26 m ³ (0.34 yd ³)	1,220 mm (4'0")	230 kg (507 lbs)	0	A/B

The recommendations are given as a guide only, based on typical operation conditions. Bucket capacity based on ISO 7451, heaped material with a 1:1 angle of repose.

Maximum material density:
 A. 1,200-1,300 kg/m³ (2,023-2,191 lbs/yd³) : Coal, Caliche, Shale
 B. 1,400-1,600 kg/m³ (2,360-2,697 lbs/yd³) : Wet earth and clay, limestone, sandstone
 C. 1,700-1,800 kg/m³ (2,865-3,034 lbs/yd³) : Granite, wet sand, well blasted rock
 D. 1,900 kg/m³ (3,203 lbs/yd³) : Wet mud, Iron ore
 NA. Not applicable

SPECIFICATIONS 9057FzTs



Lifting capacity at the arm end without bucket.
For lifting capacity including bucket, weight of the bucket or the bucket with quick coupler must be deducted from the lifting capacities.
Lifting capacities are based on the machine standing on a firm, uniform supporting surface.



Rating over-front (Cf)



Rating over-side (Cs)

- Do not attempt to lift or hold any load that is greater than these rated values at their specified load radius and height. Weight of all accessories must be deducted from the above lifting capacities.
- The rated loads are in compliance with ISO 10567 Hydraulic Excavator Lift Capacity Rating Standard. They do not exceed 87% of hydraulic lifting capacity or 75% tipping load.
- Ratings at bucket lift hook.

- Lifting capacities are based on machine standing on level, firm and uniform ground.
- *Indicates the load is limited by hydraulic capacity rather than tipping capacity.
- Operator should be fully acquainted with the Operator's and Maintenance Instructions before operating this machine and rules for the safe operation of equipment should be adhered to at all times.

Lifting capacity at the arm end without bucket.
For lifting capacity including bucket, weight of the bucket or the bucket with quick coupler must be deducted from the lifting capacities.
Lifting capacities are based on the machine standing on a firm, uniform supporting surface.



Rating over-front (Cf)



Rating over-side (Cs)

- Do not attempt to lift or hold any load that is greater than these rated values at their specified load radius and height. Weight of all accessories must be deducted from the above lifting capacities.
- The rated loads are in compliance with ISO 10567 Hydraulic Excavator Lift Capacity Rating Standard. They do not exceed 87% of hydraulic lifting capacity or 75% tipping load.
- Ratings at bucket lift hook.

- Lifting capacities are based on machine standing on level, firm and uniform ground.
- *Indicates the load is limited by hydraulic capacity rather than tipping capacity.
- Operator should be fully acquainted with the Operator's and Maintenance Instructions before operating this machine and rules for the safe operation of equipment should be adhered to at all times.

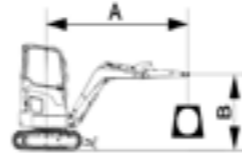
LIFTING CAPACITY (METRIC)

9057FzTs with 400 mm Shoes, 2,850 mm Boom, 1,570 mm Arm

A: Reach from swing center
B: Bucket hook height
C: Lifting capacity
Cf: Rating over front
Cs: Rating over side

Conditions

Boom length: 2,850 mm
Arm length: 1,570 mm
Bucket: None
Shoes: 400 mm
Unit: kg



Blade Down									
A (Unit: m)									
B (m)	2.0		3.0		4.0		MAX REACH		A (m)
	Cf	Cs	Cf	Cs	Cf	Cs	Cf	Cs	
3.0	kg				1,466	926	1,316	766	4.6
2.0	kg				1,596	906	1,256	656	5.1
1.0	kg		2,656	1,226	1,886	866	1,276	606	5.3
GROUND LEVEL	kg		3,256	1,136	2,146	816	1,356	596	5.3
-1.0	kg	2,286	1,976	3,296	1,106	2,226	796	1,606	5.1

Blade Up									
A (Unit: m)									
B (m)	2.0		3.0		4.0		MAX REACH		A (m)
	Cf	Cs	Cf	Cs	Cf	Cs	Cf	Cs	
3.0	kg				1,266	926	1,045	766	4.6
2.0	kg				1,246	906	896	656	5.1
1.0	kg		1,776	1,226	1,196	866	826	606	5.3
GROUND LEVEL	kg		1,676	1,136	1,156	816	816	596	5.3
-1.0	kg	2,286	1,976	1,646	1,106	1,126	796	856	5.1

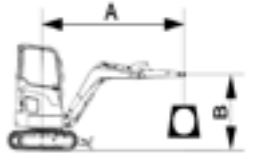
LIFTING CAPACITY (METRIC)

9057FzTs with 1'4" Shoes, 9'4" Boom, 5'2" Arm

A: Reach from swing center
B: Bucket hook height
C: Lifting capacity
Cf: Rating over front
Cs: Rating over side

Conditions

Boom length: 9'4"
Arm length: 5'2"
Bucket: None
Shoes: 1'4"
Unit: kg



Blade Down									
A (Unit: ft)									
B (ft)	6.5		10		13.1		MAX REACH		A (ft)
	Cf	Cs	Cf	Cs	Cf	Cs	Cf	Cs	
10	lbs				3,225	2,037	2,895	1,685	15.1
6.6	lbs				3,511	1,993	2,763	1,443	16.7
3.3	lbs		5,843	2,697	4,149	1,905	2,807	1,333	17.4
GROUND LEVEL	lbs		7,163	2,499	4,721	1,795	2,983	1,311	17.4
-3.3	lbs	5,029	4,347	7,251	2,433	4,897	1,751	3,533	16.7

Blade Up									
A (Unit: ft)									
B (ft)	6.5		10		13.1		MAX REACH		A (ft)
	Cf	Cs	Cf	Cs	Cf	Cs	Cf	Cs	
10	lbs				2,785	2,037	2,301	1,685	15.1
6.6	lbs				2,741	1,993	1,971	1,443	16.7
3.3	lbs		3,907	2,697	2,631	1,905	1,817	1,333	17.4
GROUND LEVEL	lbs		3,687	2,499	2,543	1,795	1,795	1,311	17.4
-3.3	lbs	5,029	4,347	3,621	2,433	2,477	1,751	1,883	16.7

STANDARD EQUIPMENT

9051F_{ZTS} 9057F_{ZTS}

ENGINE SYSTEM

9051FZTS

9057FZTS

Automatic preheating
 Engine overheat protection
 Engine oil low pressure protection
 Auto idling
 Auto idling stop function
 Electric refueling pump with auto shutoff

ELECTRICAL SYSTEM

9051FZTS

9057FZTS

1 signaling/warning horns
 Pilot control shut-off lever
 Battery disconnect switch
 12V power on demand
 Boom and internal lights with time delay capability
 Color LCD 5.7" monitor
 Power-on password setting
 P/E work modes
 Travel alarm
 Rotating beacon
 Secondary engine shutoff switch
 Seatbelt connected warning beacon
 Boom work lamp guard
 T-BOX

HYDRAULIC SYSTEM

9051FZTS

9057FZTS

Pilot accumulator
 Automatic swing parking brake
 Boom cylinder rod protect
 Dozer blade cylinder rod protect
 Dual way auxiliary lines with proportional joystick control. Monitor-controlled auxiliary circuit(one or two way).
 High pressure quick coupler line with alarm
 Dozer blade with float function
 Automatic two speed travel
 Boom and arm load holding valve, with overload alarm

OPERATOR STATION

9051FZTS

9057FZTS

Enclosed cabin with ROPS
 Document holder
 Fire extinguisher, inc. bracket
 Cab rearview mirrors (lift, right, back)
 Openable front windshield with assist device
 Armrest box, height adjustable
 LED lights on cab front (2 lights)
 Pneumatic suspension heated seat & 2 inch red retractable seat belt with wire connector
 Front window with sliding sun visor
 AM/FM radio with USB charging interface and Bluetooth
 Automatic air conditioner, heater

DIGGING EQUIPMENT

9051FZTS

9057FZTS

Boom	2,700 mm (9'4")	2,850 mm (8'10")
Standard arm	1,450 mm (4'9")	1,570 mm (5'2")
Boom swing		

UPPER STRUCTURE

9051FZTS

9057FZTS

Butter filler at front of platform
 Lockable tool box
 Towing eye on base frame
 2 mm platform bottom plate
 Traction hole
 Towing eye on machine lifting
 Maintenance tool kit

UNDERCARRIAGE

9051FZTS

9057FZTS

Rubber shoes 400 mm (16")

OPTIONAL EQUIPMENT

9051F_{ZTS} 9057F_{ZTS}



HYDRAULIC SYSTEM	9051FZTS	9057FZTS
Arm cylinder rod protect	<input type="checkbox"/>	<input type="checkbox"/>
Bucket cylinder rod protect	<input type="checkbox"/>	<input type="checkbox"/>
Low pressure quick coupler line with alarm	<input type="checkbox"/>	<input type="checkbox"/>
High pressure quick coupler	<input type="checkbox"/>	<input type="checkbox"/>
Attachment rotation lines with flow adjustment	<input type="checkbox"/>	<input type="checkbox"/>
Attachment return Lines	<input type="checkbox"/>	<input type="checkbox"/>
Swing dozer blade with float function	<input type="checkbox"/>	<input type="checkbox"/>

OPERATOR STATION	9051FZTS	9057FZTS
Cab lights on top (4 rear 2 front)	<input type="checkbox"/>	<input type="checkbox"/>
Front guard	<input type="checkbox"/>	<input type="checkbox"/>
Fixed Operator Protective Guards	<input type="checkbox"/>	<input type="checkbox"/>

DIGGING EQUIPMENT	9051FZTS	9057FZTS
Breaking hammer	<input type="checkbox"/>	<input type="checkbox"/>
Optional arm	<input type="checkbox"/>	<input type="checkbox"/>
Bucket	<input type="checkbox"/>	<input type="checkbox"/>
Additional counterweight	<input type="checkbox"/>	<input type="checkbox"/>
Hydraulic Thumbs	<input type="checkbox"/>	<input type="checkbox"/>

UNDERCARRIAGE	9051FZTS	9057FZTS
600 mm (1'12") steel track	<input type="checkbox"/>	<input type="checkbox"/>
Long arm dozer blade	<input type="checkbox"/>	<input type="checkbox"/>
400 mm (16") steel track	<input type="checkbox"/>	<input type="checkbox"/>
400mm Steel Shoes with Rubber Pads	<input type="checkbox"/>	<input type="checkbox"/>





Guangxi LiuGong Machinery Co., Ltd.
No. 1 Liutai Road, Liuzhou, Guangxi 545007, PR China
T: +86 772 388 6124 E: overseas@liugong.com
www.liugong.com

Like and follow us:



LG-PB-9051FzTs-9057FzTs-Tier 4F_Stage V-NA-A4-022023-ENG

The LiuGong series of logos herein, including but not limited to word marks, device marks, letter of alphabet marks and combination marks, as the registered trademarks of Guangxi LiuGong Group Co., Ltd. are used by Guangxi LiuGong Machinery Co., Ltd. with legal permission, and shall not be used without permission. Specifications and designs are subject to change without notice. Illustrations and pictures may include optional equipment and may not include all standard equipment. Equipment and options varies by regional availability.